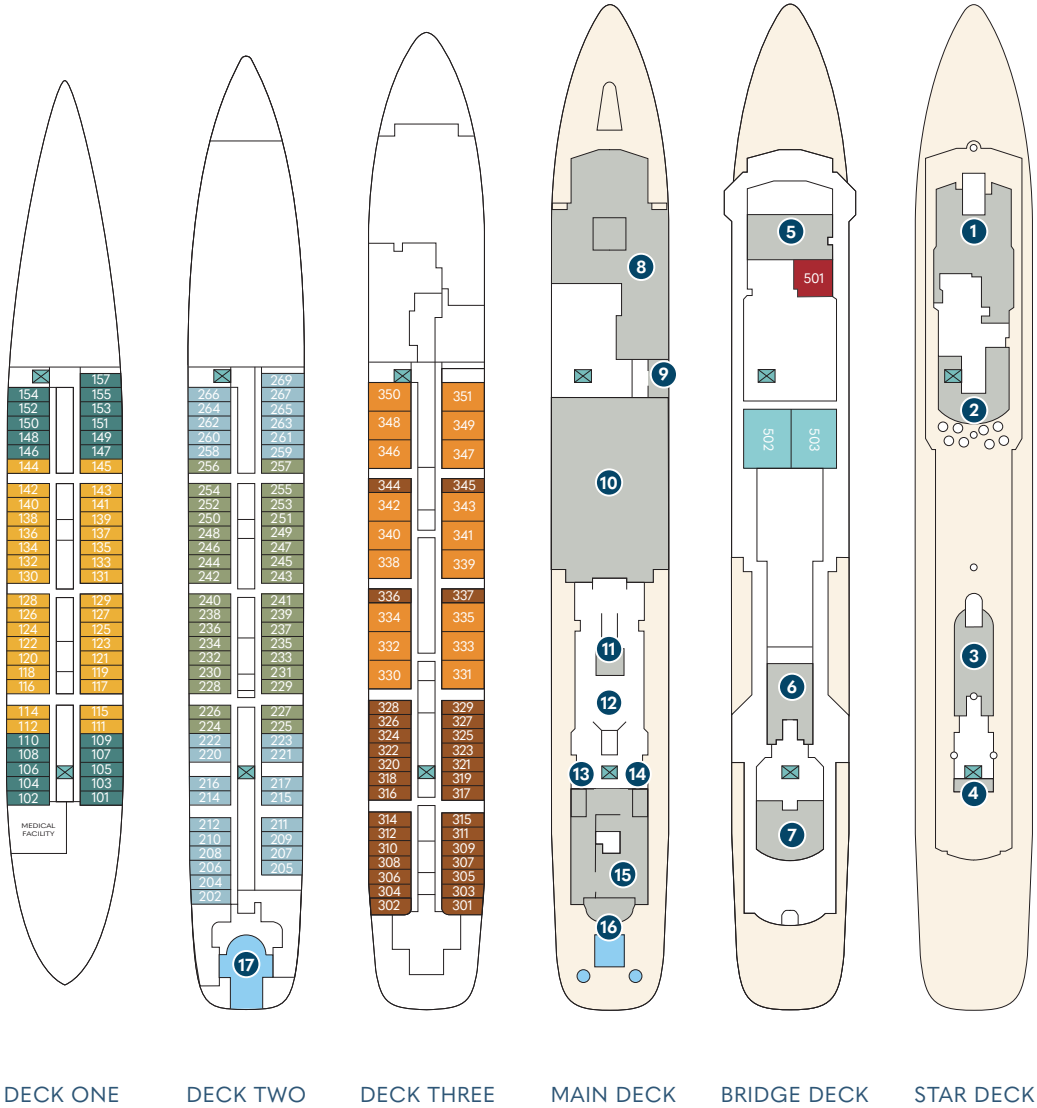


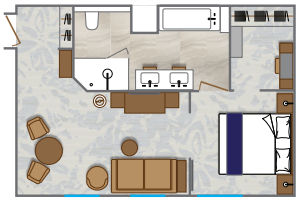
DIAGRAM KEY

- Broadmoor 502  
Sea Island 503
- Owner's Suite
- Suites
- Category TX
- Category AX
- Category A
- Category BX
- Category B
- Public Spaces
- Stairs / Elevator

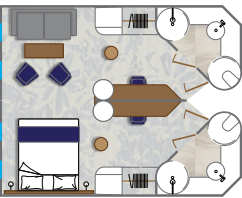


# Wind SURF

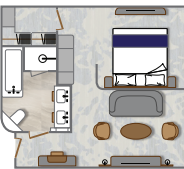
FIVE-MASTED SAILING YACHT  
(342 GUESTS)



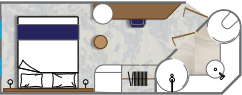
BROADMOOR &  
SEA ISLAND SUITES



SUITE



OWNERS' SUITE



STATEROOM



Amphora Restaurant



Owners' Suite

ONBOARD SPACES:

- |                         |                                 |
|-------------------------|---------------------------------|
| 1 Stella Bistro         | 10 Lounge                       |
| 2 Veranda/Candles       | 11 Reception                    |
| 3 Fitness Center        | 12 Yacht Club Café              |
| 4 Terrace Bar           | 13 Cruise Consultant Desk       |
| 5 Bridge                | 14 Destination Desk             |
| 6 World Spa by Windstar | 15 Star Boutique                |
| 7 Compass Rose Bar      | 16 Pool / Pool Bar / Whirlpools |
| 8 Amphora Restaurant    | 17 Marina                       |
| 9 Amphora Wine Room     |                                 |



Wind Surf

Access to board ship is via stairs only.  
Access to/from outside deck may require assistance with doors and thresholds.

STATEROOMS & SUITES

**Broadmoor and Sea Island Suites:**  
495 square feet  
(46 square meters)

**Owner's Suite:**  
242 square feet  
(22.5 square meters),  
1 bathroom

**Suites:**  
376 square feet  
(35 square meters),  
2 bathrooms

**Staterooms:**  
188 square feet  
(18 square meters)

**Staterooms with 3rd Berths:**  
117-140; all suites

**Staterooms with One Queen Size Bed Only (no twin option):**  
101, 102, 157, 202, 204, 269, 301-302, 303-304

**WIND SURF** undergoes a refresh in December 2024. The refresh brings the tight-knit connection of the Windstar community to the forefront through the redesign of public spaces and staterooms. From a revamped lobby to a new pool and larger pool bar, new *World Spa by Windstar* to a redesigned lounge, this initiative also includes intricate details like new teak decks and décor for a timeless and welcoming experience.

Illustrations are representative only. Actual layout of ships may vary slightly.

YACHT FACTS

**GUEST CAPACITY:**  
342

**GUEST DECKS:**  
6

**CREW MEMBERS:**  
213

**LENGTH:**  
535 feet (162 meters) at waterline; 615 feet (188.8 meters) including bowsprit

**DRAFT:**  
16 feet (5 meters)

**TONNAGE:**  
14,745 gross registered tons (grt)

**BEAM:**  
66 feet (20 meters)

**SAILS:**  
7 triangular, self-furling, bridge-operated sails with 26,881 square feet (2,600 square meters) of Dacron surface area

**MASTS:**  
5 at 221 feet (67.5 meters)

**MAIN ENGINES:**  
4 2430kw Wartsila Engines

**SPEED:**  
10 to 12 knots with engines only; up to 15 knots with prevailing wind

**SHIP'S REGISTRY:**  
Bahamas